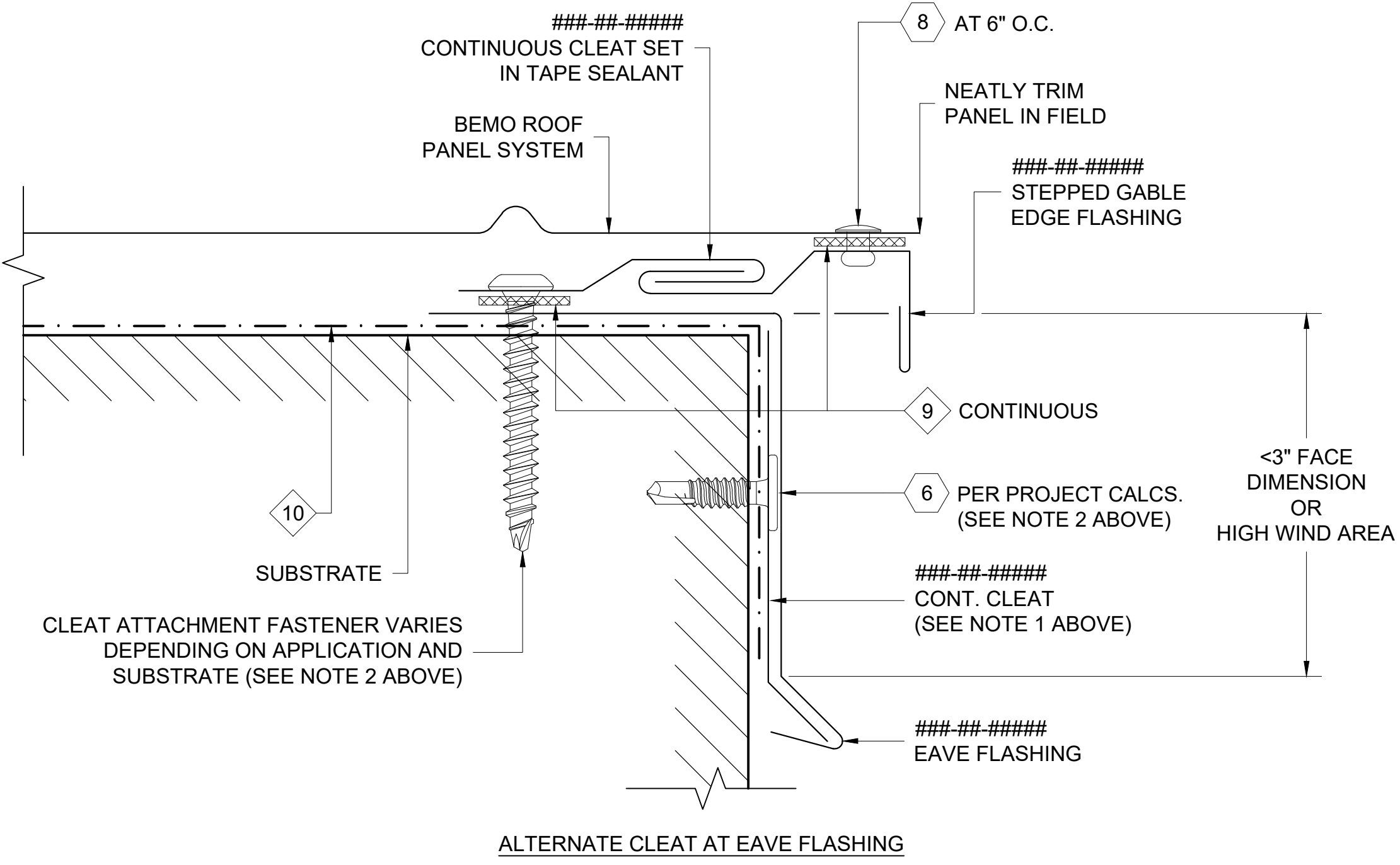
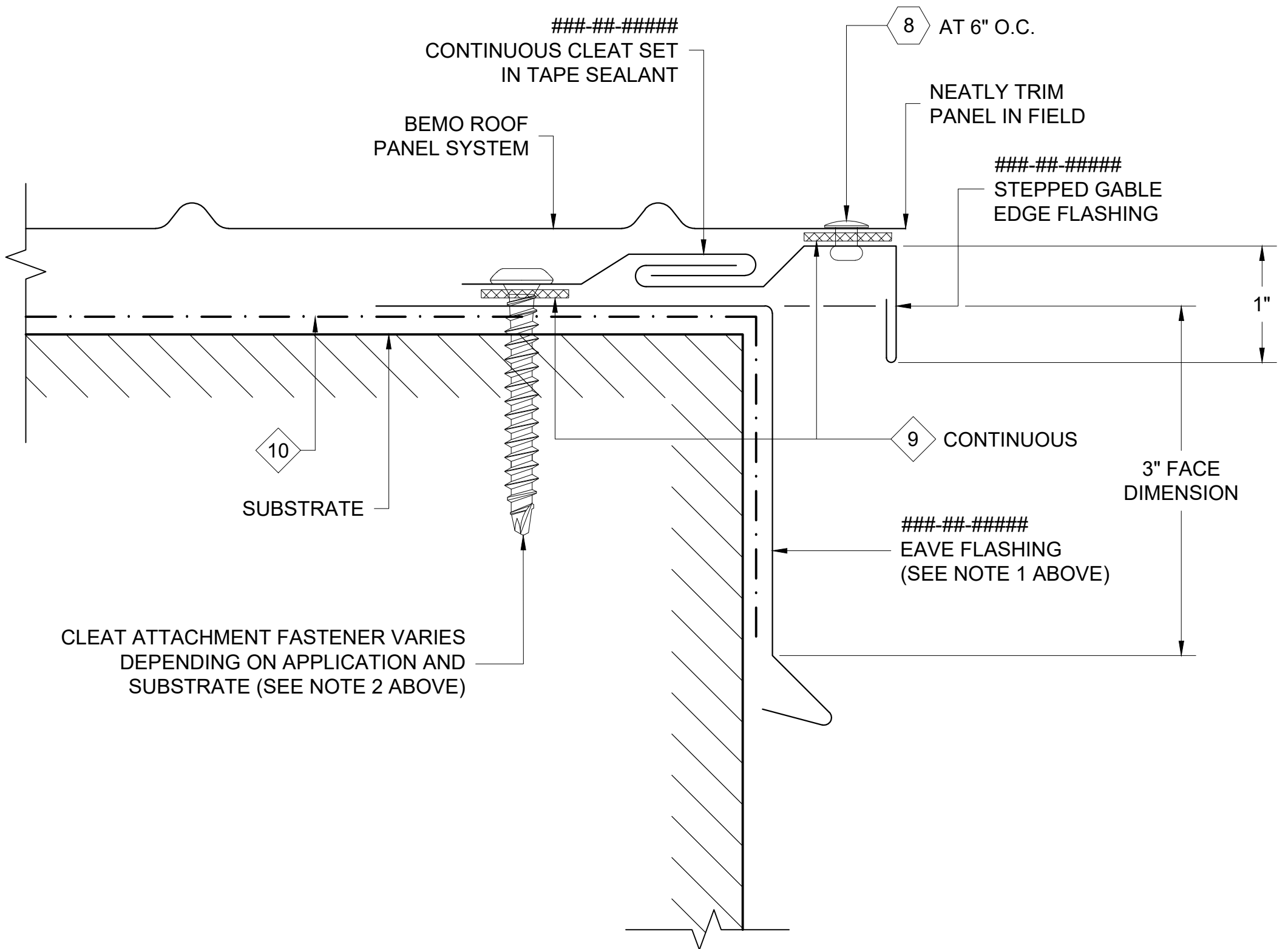
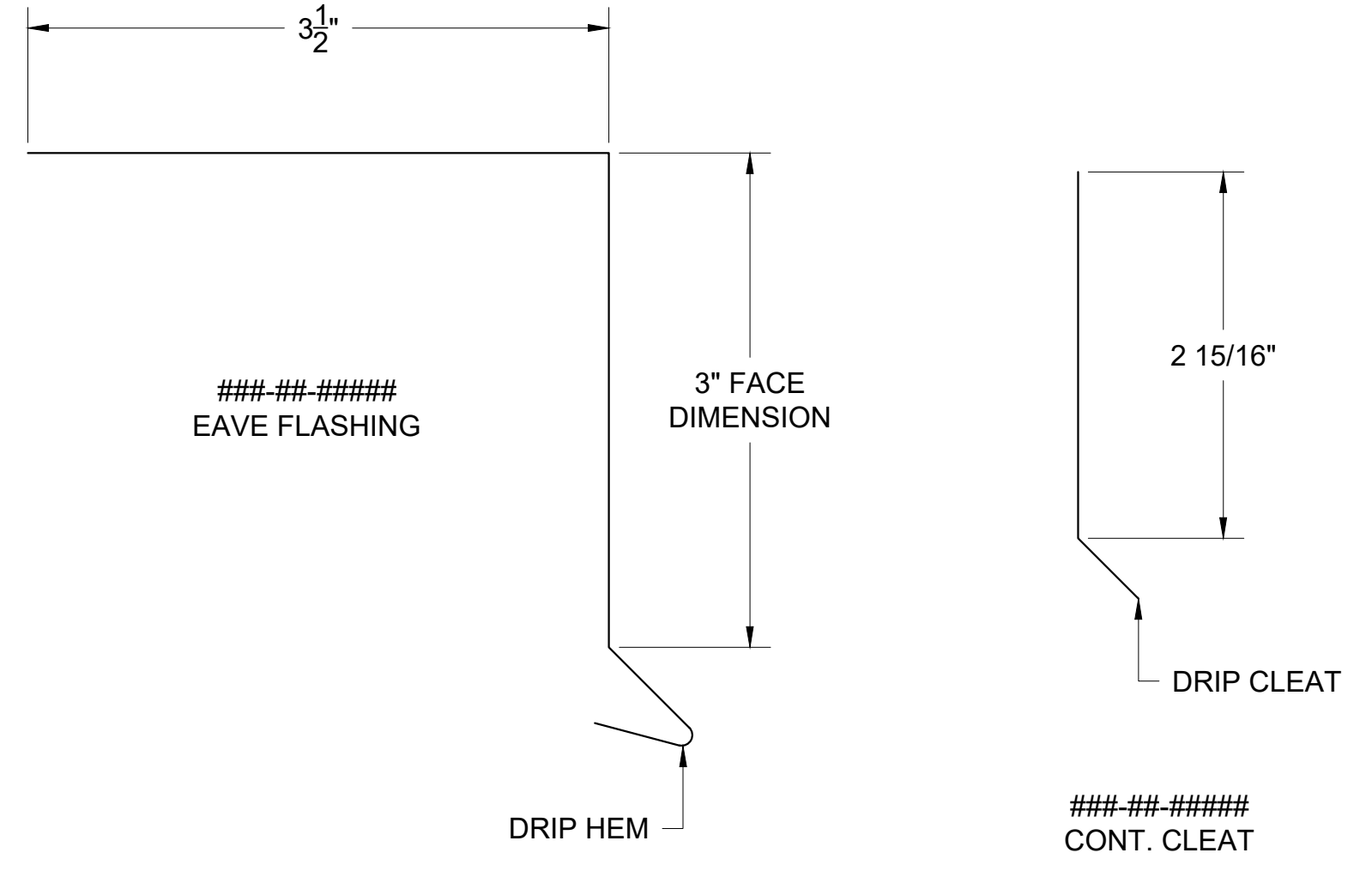
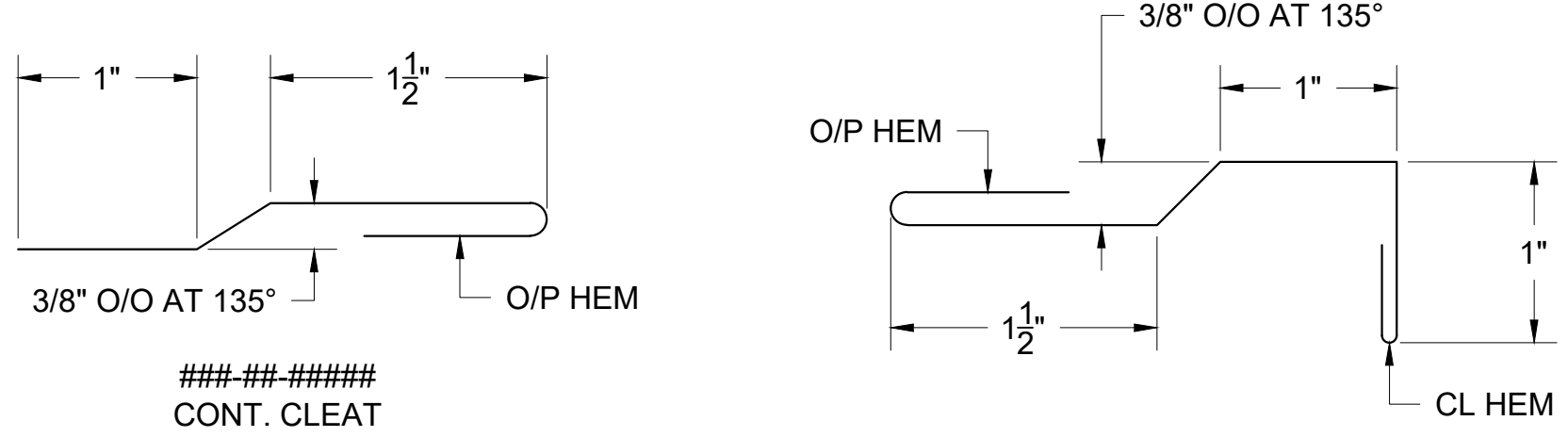
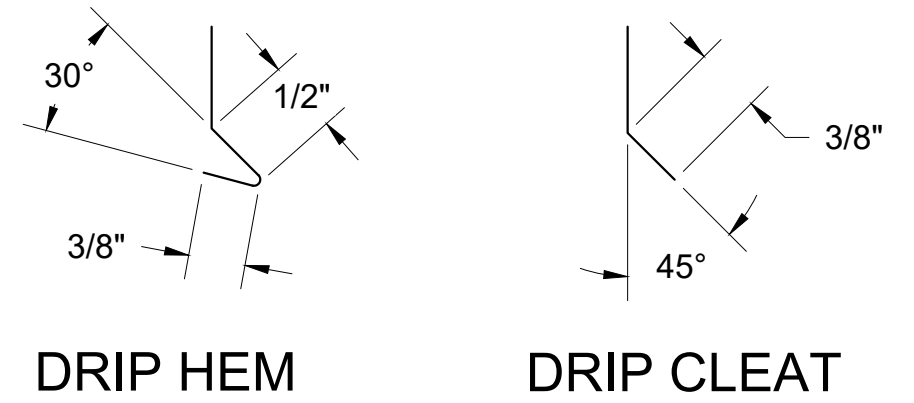


NOTES:
 1. FLASHING CLEAT MAY BE REQUIRED AT HIGH WIND AREAS OR WHEN FLASHING HEIGHT IS GREATER THAN 3" ON THE FACE; CONSULT MANUFACTURER.
 2. SPACING PER REQUIRED WIND LOADS; CONSULT MANUFACTURER.
 3. ALL FASTENERS MUST PENETRATE 3/4" MIN. THROUGH SUBSTRATE.

THIS DETAIL IS GENERAL IN NATURE AND WILL BE MODIFIED TO MEET JOB SPECIFIC CONDITIONS

THIS DETAIL IS GENERAL IN NATURE AND WILL BE MODIFIED TO MEET JOB SPECIFIC CONDITIONS



1 GABLE AT STEPPED EAVE DETAIL
 D1 REF. ARCH. DET. -

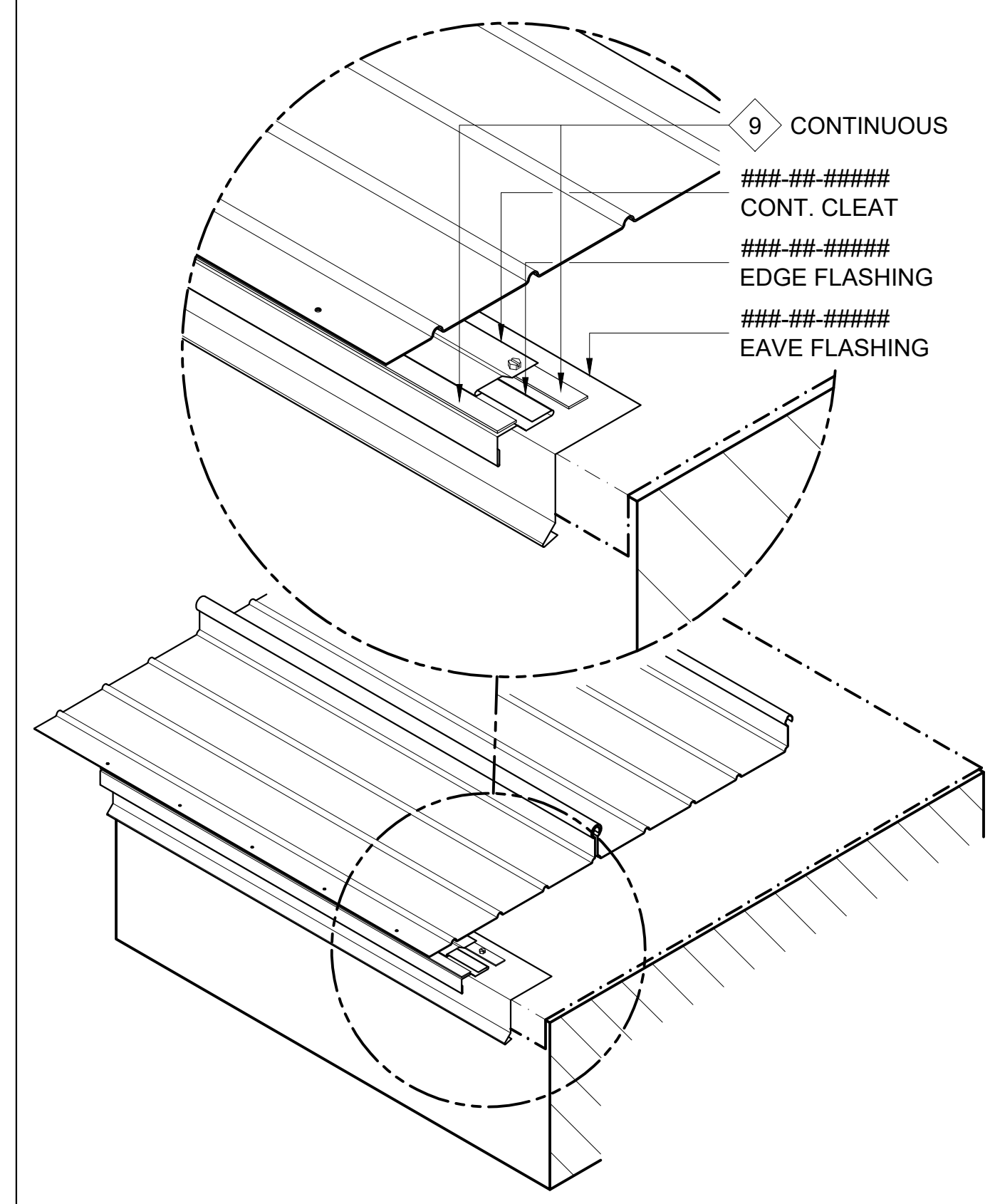
FASTENER DESIGNATIONS

| MARK | DESCRIPTION | IMAGE |
|------|--|-------|
| 1 | #14-10 x 7" DEKFAST SCREW (OR COMPARABLE) | |
| 2 | #14-10 x 2" DEKFAST SCREW (OR COMPARABLE) | |
| 3 | 1/4"-14x 1 1/2" HWH TEK-3 (W/ BONDED WASHER) | |
| 4 | 1/4"-20x 3/4" STAINLESS STEEL BOLT ASSEMBLY | |
| 5 | 1/4"-14x 7/8" HWH TEK-1 (W/ BONDED WASHER) | |
| 6 | #10x 3/4" PANCAKE HEAD SCREW | |
| 7 | 1/4"Ø BULB-TITE RIVET (W/ BONDED WASHER) | |
| 8 | 3/16"Ø CLOSED END S.S. RIVET | |
| 9 | #14-10x 1" SELF-TAPPING (W/ BONDED WASHER) | |
| 10 | 1/4"-14x 1" TEK-3 STAINLESS STEEL SCREW* | |
| 11 | #12-14x 1 1/2" TEK-3 STAINLESS STEEL SCREW* | |
| 12 | 1/4"-14x 3" PANCAKE HEAD 316SS TYPE "B" FASTENER | |

* (1000 HRS OF CORROSION RESISTANT COATING IN ACCORDANCE WITH ASTM B117)

MATERIAL DESIGNATIONS

| MARK | DESCRIPTION |
|------|---|
| 1 | BEMO HOOK CLIP W/ GALV. BASE |
| 2 | BEMO FIXED HOOK CLIP |
| 3 | BEMO GABLE HALTER CLIP (30" O.C. MAX.) |
| 4 | BEMO METAL/FOAM PROFILE CLOSURE |
| 5 | KEYHOLE CLOSURE |
| 6 | EXPANDING FOAM TAPE (18 L.F. ROLLS) |
| 7 | "GRIP-STRUT" WALKWAY PLANK, 11 7/8" W x 12'-0" LG (2 PLANK WALKWAY) |
| 8 | BEMO 300-H OR 300-V STAINLESS STEEL UTILITY CLAMP |
| 9 | 1/8"x 1" WIDE SEALING TAPE (65 L.F. ROLLS) - (BY OTHERS) |
| 10 | BEMO "40 MIL HT MEMBRANE" (3'x 65' ROLLS) |
| 11 | "APPROVED" SEALANT (15 L.F. COVERAGE - TUBES) - (BY OTHERS) |
| 12 | 4"x 6" BEARING PLATE (AT EACH CLIP) |



ISOMETRIC VIEW

[NOTE: ISOMETRIC VIEW IS FOR VISUALIZATION ONLY - OBJECTS NOT TO SCALE]



BEMO STANDARD DETAILS
 GABLE AT STEPPED EAVE DETAIL
 PROJECT ADDRESS
 CUSTOMER NAME
 ARCHITECT NAME

| | | |
|-----------------|------------------|---------|
| DRAWN: | D. GOSS | 1/25/21 |
| CHECKED: | | |
| PROJECT NUMBER: | | |
| NO. | REVISION / ISSUE | DATE |

DWG TITLE
BEMO STANDARD DETAIL

| | |
|---------------------|----------------------|
| SCALE 1' = 1'-0" | DWG NO. D1 |
|---------------------|----------------------|